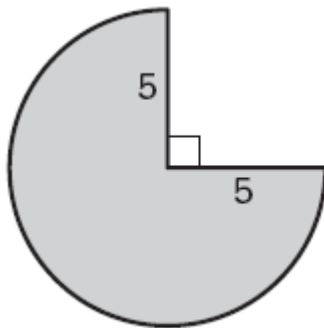


Introduction to Perimeter, Circumference & Area (pp 51-54)

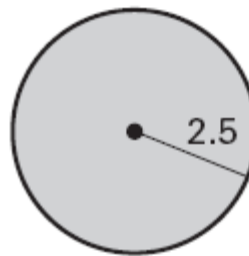
1. What is your name?

Find the perimeter (or circumference) and area of the figure.

2.



3.



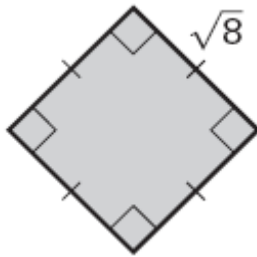
©2009 H. Schwadron. Dist. by Tribune Media Services, Inc.



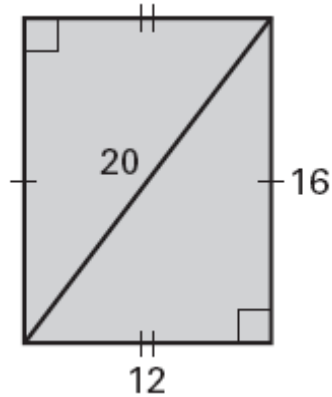
"Do we really need to learn all this?
Can't I just call some help desk instead?"

Introduction to Perimeter, Circumference & Area (pp 51-54)

4.



5.



Find the area of the figure described.

6. Rectangle with length 6.2 centimeters and width 4.3 centimeters.

7. Triangle with height 9 inches and base 15 inches.

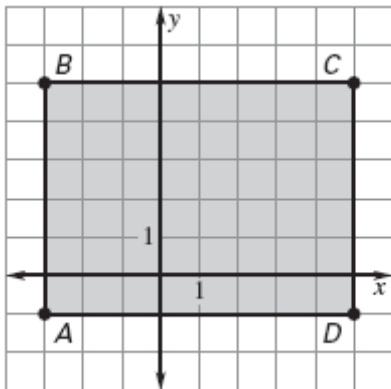
Geometry Date_____ 1.7 Assignment

Introduction to Perimeter, Circumference & Area (pp 51-54)

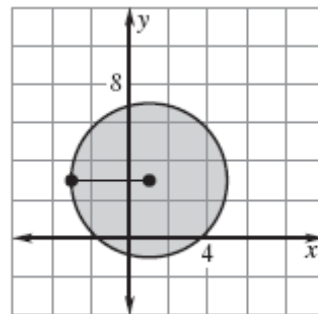
8. Circle with diameter 50 feet

Find the perimeter (circumference) and area of the figure.

9.

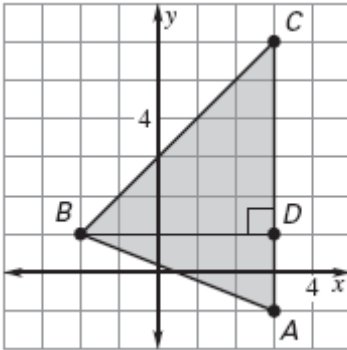


10.



Introduction to Perimeter, Circumference & Area (pp 51-54)

11.



12. You are buying shingles for a roof. Each bundle of shingles will cover 27 square feet. The roof consists of two rectangular parts, and each is 70 feet by 30 feet. How many bundles of shingles do you need?

13. A new irrigation system has been installed. Each irrigation arm covers a circular region with a radius of 35 feet. How many square feet will 4 irrigation arms cover?


Introduction to Perimeter, Circumference & Area (pp 51-54)

Review.

Sketch the points, lines, segments, and rays. (Chapter 1 Section 2)

14. Draw opposite rays using the points A , B , and C , with B as the initial point for both rays.

15. Draw four noncollinear points, W , X , Y , and Z , no three of which are collinear. Then sketch \overline{XY} , \overline{YW} , \overline{XZ} , & \overline{ZY} .



Geometry Date_____ 1.7 Assignment

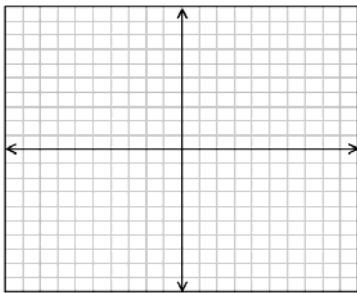
Introduction to Perimeter, Circumference & Area (pp 51-54)

Plot the points in a coordinate plane and sketch $\angle DEF$. Classify the angle.
Write the coordinates of one point in the interior of the angle and one point in the exterior of the angle. (Chapter 1 Section 4)

$D(2, -2)$

16. $E(4, -3)$

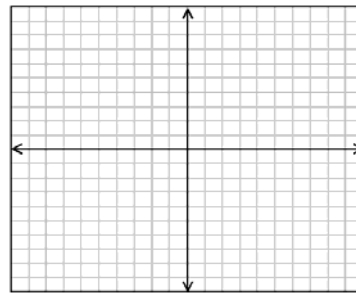
$F(6, -2)$



$D(0, 0)$

17. $E(-3, 0)$

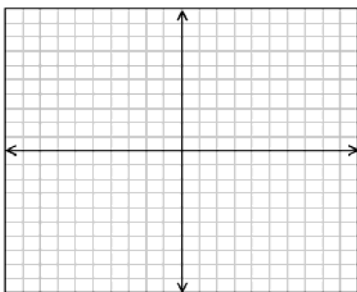
$F(0, -2)$



$D(0, 1)$

18. $E(-3, 0)$

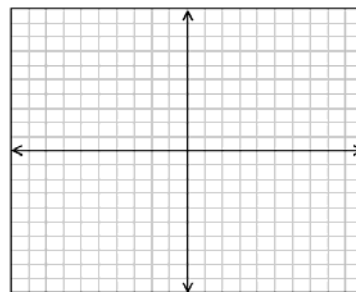
$F(4, 1)$



$D(-3, -2)$

19. $E(3, -4)$

$F(1, 3)$



Geometry Date_____ 1.7 Assignment

Introduction to Perimeter, Circumference & Area (pp 51-54)

Find the coordinates of the midpoint of a segment with the given endpoints.

(Chapter 1 Section 5)

20. J(0, 5) & K(14, 1)

21. C(2, -3) & D(4, 4)

22. G(-2, 0) & H(7, -6)

23. M(-44, 9) & N(6, -7)

